

Eastern Power Distribution Company of A.P. Limited
Statement of Assets and Liabilities as at 30th September 2021 (Un audited)

(All amounts in Indian rupees in lakhs, except share data and otherwise stated)


	30 September 2021 (Un Audited)	30 September 2020 (Un Audited)	31 March 2021 (Audited)
Assets			
Non-current assets			
Property, plant and equipment	4,71,998.04	4,32,295.45	4,72,741.01
Capital work-in-progress	51,485.51	50,246.48	36,883.16
Intangible assets	338.78	450.23	405.01
Financial assets			
Investments	14,674.93	14,674.92	14,674.92
Loans	8,478.88	9,722.36	9,107.62
Other non-current assets	20,794.17	18,275.52	20,608.46
Total non-current assets	5,67,770.31	5,25,664.96	5,54,420.18
Current assets			
Inventories	12,257.75	16,820.68	14,765.28
Financial assets			
Trade receivables	2,76,808.48	2,94,817.76	2,30,961.32
Cash and cash equivalents	32,917.31	22,301.60	28,988.71
Other financial assets	9,27,519.06	7,96,548.82	9,05,184.86
Other tax assets	2,397.02	1,366.37	2,235.91
Other current assets	1,117.58	12,749.09	50,525.76
Total current assets	12,53,017.20	11,44,604.32	12,32,661.84
Total assets	18,20,787.51	16,70,269.28	17,87,082.02
Equity and liabilities			
Equity			
Equity share capital	12,122.53	12,122.53	12,122.533
Other equity	(6,94,824.05)	(7,68,284.71)	(7,43,162.26)
Total equity	(6,82,701.52)	(7,56,162.18)	(7,31,039.73)

Grants & Consumer contributions	5,49,739.04	5,31,288.39	5,32,400.14
Liabilities			
Non-current liabilities			
Financial liabilities			
Borrowings	8,28,589.82	6,98,286.25	6,22,131.78
Provisions	88,851.11	68,622.93	86,851.11
Deferred tax liabilities (Net)	220.03	220.03	220.03
Other non-current liabilities	2,20,340.50	2,04,269.76	2,15,660.40
Total non-current liabilities	11,38,001.46	9,71,398.97	9,24,863.32
Current liabilities			
Financial liabilities			
Borrowings	65,870.93	1,07,955.61	1,90,616.32
Trade payables			
Micro Enterprises and Small Enterprise	-	-	-
Other than Micro Enterprise and Small Enterprise	4,03,582.89	6,08,592.35	5,37,824.83
Other financial liabilities	29,735.58	24,377.34	33,433.51
Provisions	1,51,312.15	60,379.72	1,60,312.57
Other current liabilities	1,65,246.98	1,22,439.08	1,38,671.06
Total current liabilities	8,15,748.53	9,23,744.10	10,60,858.29
Total liabilities	19,53,749.99	18,95,143.07	19,85,721.61
Total equity and liabilities	18,20,787.51	16,70,269.28	17,87,082.02

For and on behalf of the Board


D. Chandram, IRAS
 Director (Finance & HRD)
 Din : 08963107


K. Santhosha Rao
 Chairman & Managing Director
 Din : 08879899


A. Venkateswara Rao
 Chief General Manager (Expr.)


Place: Visakhapatnam
Date: 29.11.2021

Eastern Power Distribution Company of A.P. Limited
Statement of Financial Results for the Half year ended 30th September,2021 (Un Audited)


(All amounts in Indian rupees in lakhs, except share data and otherwise stated)

	For the Half year ended 30 Sept. 2021 (Un Audited)	For the Half year ended 30 Sept. 2020 (Un Audited)	For the year ended 31 March 2021 (Audited)
Revenues			
Revenue from operations	7,76,821.03	6,78,451.84	14,80,262.62
Other income	17,630.12	19,025.02	68,334.93
Total income	7,94,451.15	6,97,476.86	15,48,597.55
Expenses			
Purchase of Power	6,05,825.38	5,37,350.47	10,95,871.59
Employee benefits expense	79,390.75	82,957.05	3,22,583.07
Finance costs	26,628.73	30,373.56	62,788.82
Depreciation and amortisation expense	17,102.82	15,742.98	31,958.34
Operating and other expenses	17,165.26	12,989.07	32,086.58
Total expenses	7,46,112.94	6,79,413.13	15,45,288.40
Profit/(Loss) before tax	48,338.21	18,063.73	3,309.15
Tax expense			
Current tax	-	-	-
Deferred tax	-	-	-
Tax expense Adjustment of Previous years	-	-	(684.43)
Income tax expense	-	-	(684.43)
Profit/(Loss) after tax (PAT)	48,338.21	18,063.73	3,993.58
Other comprehensive income			
Items that will not be reclassified subsequently to profit and loss			
Remeasurements of defined employee benefit plans	-	-	39,192.60
Income tax on items that will not be reclassified subsequ	-	-	-
Total comprehensive income for the year (TCI)	48,338.21	18,063.73	43,186.18
Earnings per equity share (refer note 34 for further details)			
Basic & Diluted (Face value of INR 10 per share) on P/	39.87	14.90	3.29
Basic & Diluted (Face value of INR 10 per share) on TC	39.87	14.90	35.62

Place: Visakhapatnam
Date: 29.11.2021


D. Chandram, IAS
Director (Finance & HRD)
Din : 08963107

A. Venkateswara Rao
Chief General Manager (Expr.)

For and on behalf of the Board of

K. Santhosha Rao
Chairman & Managing Director
Din : 08879899